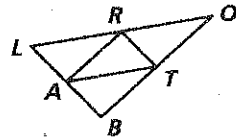
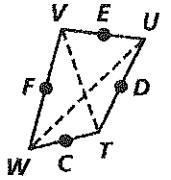
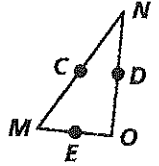


Practice 5-1

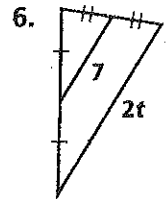
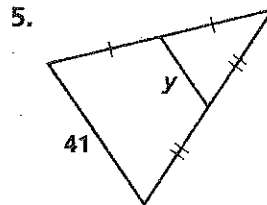
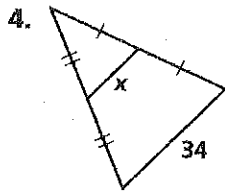
Midsegments of Triangles

Use the diagrams at the right to complete the exercises.

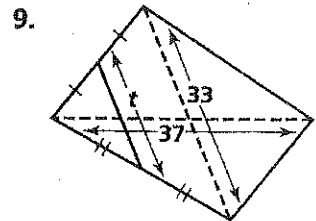
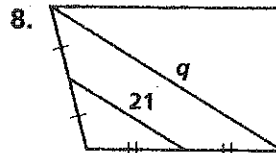
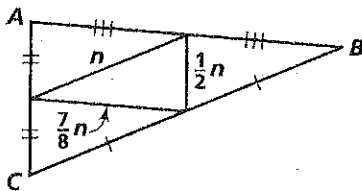
- In $\triangle MNO$, the points C , D , and E are midpoints. $CD = 4$ cm, $CE = 8$ cm, and $DE = 7$ cm.
 - Find MO .
 - Find NO .
 - Find MN .
- In quadrilateral $WVUT$, the points F , E , D , and C are midpoints. $WU = 45$ in. and $TV = 31$ in.
 - Find CD .
 - Find CF .
 - Find ED .
- In $\triangle LOB$, the points A , R , and T are midpoints. $LB = 19$ cm, $LO = 35$ cm, and $OB = 29$ cm.
 - Find RT .
 - Find AT .
 - Find AR .



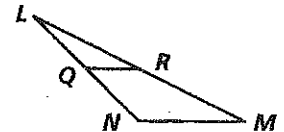
Find the value of the variable.



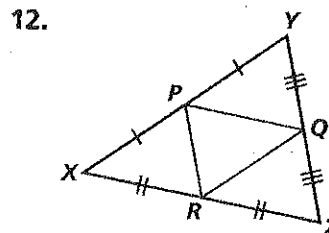
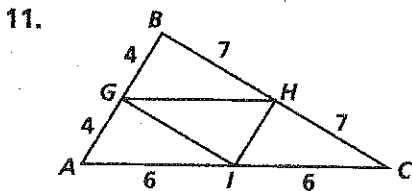
7. Perimeter of $\triangle ABC = 32$ cm



- \overline{QR} is a midsegment of $\triangle LMN$.
 - $QR = 9$. Find NM .
 - $LN = 12$ and $LM = 31$. Find the perimeter of $\triangle LMN$.



Use the given measures to identify three pairs of parallel segments in each diagram.

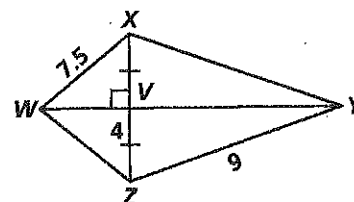


Practice 5-2

Bisectors in Triangles

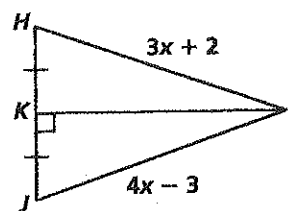
Use the figure at the right for Exercises 1-5.

- How is \overline{WY} related to \overline{XZ} ?
- Find XV .
- Find WZ .
- Find XY .
- What kind of triangle is $\triangle WXV$?



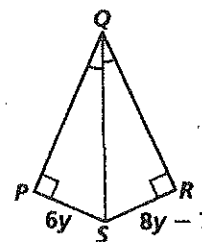
Use the figure at the right for Exercises 6-10.

- Find the value of x .
- Find HI .
- Find JL .
- If L lies on \overline{KI} , then L is ? from H and J .
- What kind of triangle is $\triangle HIJ$?



Use the figure at the right for Exercises 11-14.

- Find the value of y .
- Find PS .
- Find RS .
- What kind of triangle is $\triangle PQS$?



Use the figure at the right for Exercises 15-21.

- How is \overrightarrow{JP} related to $\angle LKN$?
- Find the value of x .
- Find $m\angle KJP$.
- Find $m\angle OJP$.
- Find NM .
- Write a conclusion about point M .
- What kind of triangle is $\triangle JOP$?

